


Application Guide for 2017 NESC Table 232-1 - see NESC for details and exception:

Railroads*

Grade B
Table 242-1




Vertical Clearance at Largest Vertical Sag Table 232-1

Neutral or Comm.	Grounded Span Guy	TPX	7.2/12.5 kV	14.4/25 kV	19.9/35 kV
23.5 ft	24.0 ft	26.5 ft			

**Railroad company may require greater clearance*

Trucks Over 8 Feet*

Grade B - for limited access highway
Grade C - over other areas subject to truck traffic
Table 242-1




Vertical Clearance at Largest Vertical Sag Table 232-1

Neutral or Comm.	Grounded Span Guy	TPX	7.2/12.5 kV	14.4/25 kV	19.9/35 kV
15.5 ft	16.0 ft	18.5 ft			

**DOT may require greater clearance*

Water - No Sailboats

Grade B - when a crossing permit is required
Table 242-1




Vertical Clearance at Largest Vertical Sag Table 232-1

Neutral or Comm.	Grounded Span Guy	TPX	7.2/12.5 kV	14.4/25 kV	19.9/35 kV
14.0 ft	14.5 ft	17.0 ft			

**see NESC for sailboat clearances*

Over fields, orchards, forest, etc.




Vertical Clearance at Largest Vertical Sag Table 232-1

Neutral or Comm.	Grounded Span Guy	TPX	7.2/12.5 kV	14.4/25 kV	19.9/35 kV
15.5 ft	16.0 ft	18.5 ft			

**used by vehicles over 8 feet tall or riders on horseback*

Pedestrians Only*

Grade C
Table 242-1




Vertical Clearance at Largest Vertical Sag Table 232-1

Neutral or Comm.	Grounded Span Guy	TPX	7.2/12.5 kV	14.4/25 kV	19.9/35 kV
9.5 ft	12.0 ft	14.5 ft			

**Not normally used by trucks or riders on horseback (very steep hills, swamps, etc.)*

Oversized Vehicles - greater than 14 feet in height



Vertical Clearance at Largest Vertical Sag Table 232-1

Neutral or Comm.	Grounded Span Guy	TPX	7.2/12.5 kV	14.4/25 kV	19.9/35 kV
X + 1.5 ft	X + 2 ft	X + 4.5 ft			

X = Known Height of oversized vehicle